



Productivity indicators of *Leishmania* Collection of Oswaldo Cruz Institute (CLIOC, WFCC/WDCM 731)



Barbara Santos, Felipe Silva Pires, Hellen Ramos, Mariana Boité, Grazielle Cardoso da Graça, Carlos Henrique Silva, Rosane Temporal, Caroline Souza, Luiz Eduardo Carvalho Paes, Elisa Cupolillo


Laboratório de Pesquisa em Leishmaniose, Coleção de *Leishmania* do Instituto Oswaldo Cruz
IOC/FIOCRUZ, Instituto Oswaldo Cruz/Fundação Oswaldo Cruz, Av. Brasil 4365, Manguinhos, Rio de Janeiro, RJ, Brasil

The *Leishmania* Collection of the Oswaldo Cruz Institute Collections (WFCC - WDCM 731), recognized as a Depository Authority and is a partner of the Global Biological Resource Centre Network demonstration project was created in with the support of the Oswaldo Cruz Institute and the World Health Organization. CLIOC is registered in the World Federation for Culture. This collection has more than 1,000 strains divided in 2 subgenera and 30 species, representing the main taxonomic groups of *Leishmania* of the world. This collection has the computerized catalogue in Information System Collections of Biotechnological Interest (Sicol) and offers public access and information related in <http://clioc.fiocruz.br>

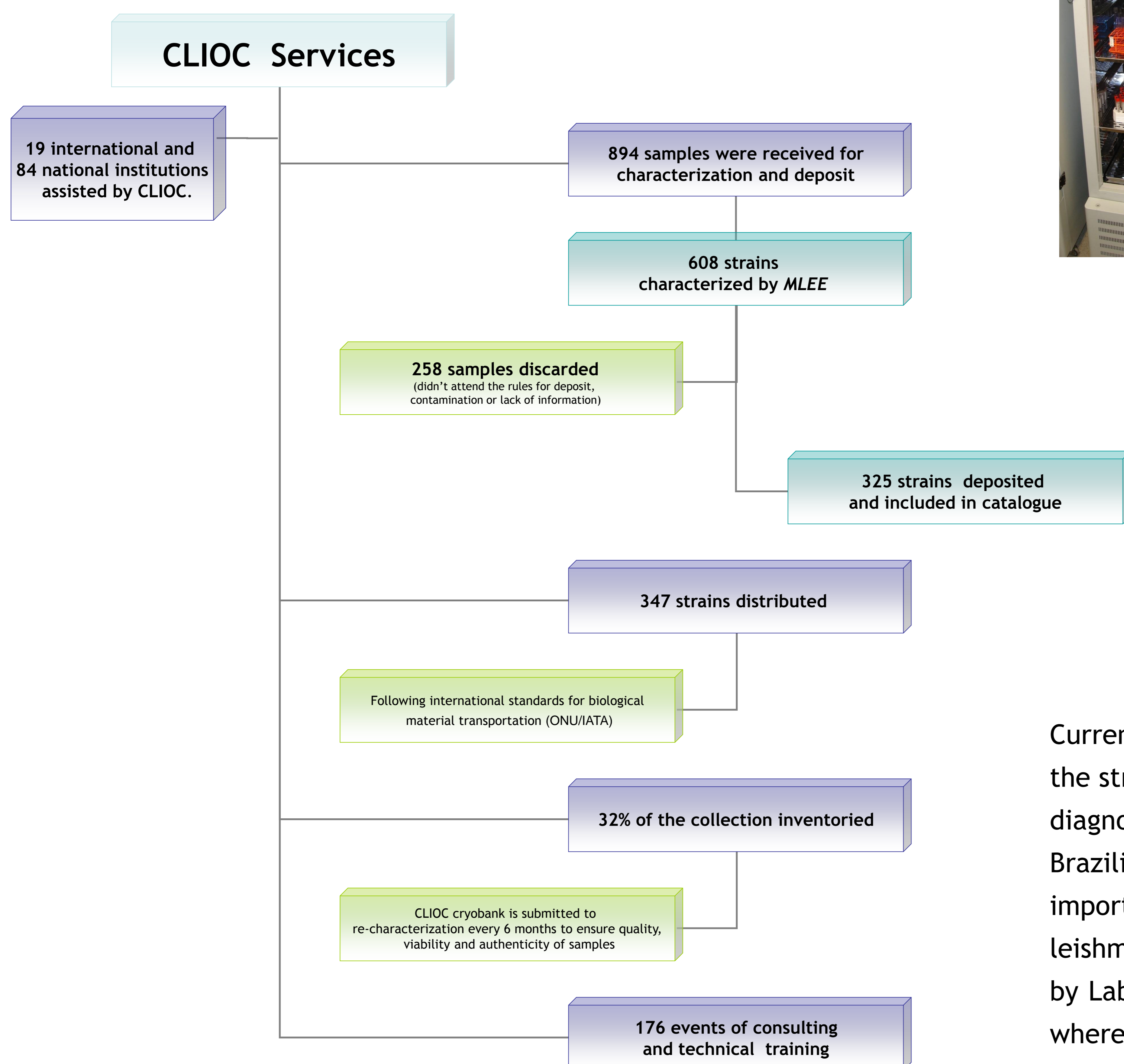
CLIOC attends research and education institutions, offering services as:

- sample identification and characterization
- strain deposit
- distribution of strains for biological assays
- training of human resources, with technical and scientific consultancy
- development of research projects on leishmaniasis


All samples received and for distribution are maintained, in culture, in bifasic medium containing: *Schneider* with 10-20% fetal bovine serum and blood agar slants (NNN) medium as solid phase, at 25°C in incubator BOD.




The aim of this report is to describe, based on the records of the services offered by CLIOC in the past 3 years, the contribution of this collection.



The characterization of samples or isolates is performed using the method MLEE ("Multi-locus enzyme electrophoresis"), gold standart method to the identification of all described *Leishmania* species so far.



All stocks are preserved in ultra freezing media, using glycerol as cryoprotector at -196° C, in liquid nitrogen.



Currently, CLIOC is responsible for providing the strains used in the production of kits for diagnosis of leishmaniasis used by the Brazilian Ministry of Health and support important academic activities on leishmaniasis, including all those performed by Laboratory of Research in Leishmaniasis, where CLIOC is hosted.



❖ CLIOC is a nonprofit collection and in some cases the attended institution has only transportation costs.

CLIOC is continuously expanding its holdings, encouraging the deposit of strains of *Leishmania* parasite isolated from different sources and geographic regions. Parallel efforts have been made to overcome problems such as sample lost, expansion and wider divulgation of our services.

Our goal is to keep an active exchange of material and expertise with different research institutions and other microbial collections around the country or abroad and to be established as a Biological Resource Center.

Supported by

